



**Asia-Pacific  
Economic Cooperation**


---

**2008/SOM3/CPDG/007**

Agenda Item: 5

## **Report on Updates on the APEC Competition Policy and Law Database**

Purpose: Information  
Submitted by: Chinese Taipei



**Competition Policy Deregulation Group  
Meeting  
Lima, Peru  
13–14 August 2008**



# Report on Updates on the APEC Competition Policy and Law Database

Chinese Taipei

Lima, Peru

August 13, 2008



## Osaka Action Agenda

“APEC economies will gather information and promote dialogue on and study ... the objectives, necessity, role and operation of each APEC economy’s competition policy and/or laws and administrative procedures, thereby establishing a database on competition policy, ...”



## Establishment of the Database

- ◆ May 1997: APEC member economies accepted an offer from Chinese Taipei to set up the “APEC Competition Policy and Law Database” on regional competition laws and policies.
- ◆ May 1999: the Database was officially opened up after being approved by APEC
- ◆ Website: <http://www.apeccp.org.tw>



<http://www.apeccp.org.tw>

**APEC**  
Competition Policy & Law Database  
Sponsored by Fair Trade Commission, Chinese Taipei

[Browse by APEC Member Economies](#)

[Browse by Subject Categories](#)

[APEC Secretariat](#)

[Related Web Sites](#)

[Search](#)

[Introduction to the Database](#)


[Competition Policy and Derogation \(CPD\)](#)


[APEC/OECD Cooperation Initiative](#)

[What's New](#)

An easy way to get an overall picture on APEC member economies, competition policies and their laws.

<http://www.apeccp.org.tw>




Database Contents browse by APEC Member Economies

<a href="#">Australia</a> <small>NEW! Updated 2007.05</small>	<a href="#">Brunei Darussalam</a>	<a href="#">Canada</a>
<a href="#">Chile</a>	<a href="#">People's Republic of China</a>	<a href="#">Hong Kong, China</a>
<a href="#">Indonesia</a> <small>NEW! Updated 2008.06</small>	<a href="#">Japan</a> <small>NEW! Updated 2008.06</small>	<a href="#">Republic of Korea</a>
<a href="#">Malaysia</a>	<a href="#">Mexico</a>	<a href="#">New Zealand</a>
<a href="#">Papua New Guinea</a>	<a href="#">Peru</a> <small>NEW! Updated 2007.06</small>	<a href="#">Republic of the Philippines</a>
<a href="#">Russia</a>	<a href="#">Singapore</a>	<a href="#">Chinese Taipei</a> <small>NEW! Updated 2008.06</small>
<a href="#">Thailand</a>	<a href="#">United States of America</a>	<a href="#">Vietnam</a>



## 14 Categories

- Policy Statements
- Competition policies/Laws
- Organizational Structure
- Administrative Procedure
- Decision Guidelines
- List of Publications and Subscription Details
- Q & As
- Decisions of Administrative or Quasi-Judicial Agencies
- Judicial Cases
- International and/or Bilateral Cooperation Arrangements
- List of Academics and Specialists
- Issues Related to Competition Laws
- Statistical Data
- Announcement




## Update of the Database

- ◆ All APEC member economies share the responsibility for updating the information in the Database.
- ◆ Since our last report to the CPGD, the Database has been updated periodically by some of the member economies during the past 18 months.
- ◆ Special thanks to: Australia, Peru, United States, Japan, and Indonesia for their contributions in terms of providing related documents and information so as to improve the availability and evaluation of the Database.



## A Checklist of the 14 Categories for 21 Economies

	Policy Statement	Competition Policies/Laws	Organizational Structure	Administrative Procedures	Decision Guidelines	List of Publications and Subscription Details	QSLs	Decisions of Administrative or Quasi-Judicial Agencies	Judicial Cases	International and/or Bilateral Cooperation Arrangements	List of Academics and Specialists	Issues Related to Competition Laws	Statistical Data	Announcement
Australia	V	V	V	V	V	V	V	V	V	V	V	V	V	V
Chile	V	V	V	None	None	None	None	None	V	None	None	None	None	None
Indonesia	V	V	V	V	V	V	None	V	V	V	V	V	V	V
Malaysia	V	V	V	V	None	None	V	None	None	None	None	V	None	None
Papua New Guinea	V	V	V	V	V	V	None	None	None	None	None	V	None	None
Russia	V	V	V	V	V	V	None	V	V	V	None	V	V	V
Thailand	V	V	V	V	V	V	V	V	None	V	None	None	None	None
Brunei Darussalam	V	V	V	V	V	V	None	None	None	V	None	V	None	None
People's Republic of China	V	V	V	None	V	V	V	V	None	V	None	V	V	None
Japan	V	V	V	V	V	V	V	V	V	V	V	V	V	V
Mexico	V	V	V	V	V	V	V	V	V	V	None	V	V	None
Peru	V	V	V	V	V	V	V	V	V	V	None	V	V	None
Singapore	V	V	V	V	V	None	None	None	None	None	None	None	None	None
United States of America	V	V	V	V	V	V	V	V	V	V	V	V	V	V
Canada	V	V	V	V	V	V	V	V	V	V	V	V	V	V
Hong Kong, China	V	V	V	V	V	V	V	V	V	None	None	V	V	None
Republic of Korea	V	V	V	V	V	V	V	V	V	None	V	None	V	V
New Zealand	V	V	V	V	V	V	V	V	V	V	None	V	V	None
Republic of the Philippines	V	V	V	V	V	V	None	V	V	V	V	V	V	None
Chinese Taipei	V	V	V	V	V	V	V	V	V	V	V	V	V	V
Vietnam	V	V	V	V	V	None	None	None	None	V	V	V	V	V




## Today:

- ◆ The Database have received a significant response as well as acceptance by the international community.
- ◆ 96,275 persons visited the Database in 2007.
- ◆ An increase of 9 percent, compare with the number of 88,044 visits in 2006.
- ◆ 56,320 persons visited the Database from Jan. 1 to June 30, 2008.

### 2007 Database Visit Statistics


Month	Visitors (Unit : person)	Visit time (Unit : time)	Read Front Pages (Unit : page)	Click Times (Unit : time)	Used Memory (Unit : GB )
Jan. 2007	6951	29658	268806	286859	4.62 GB
Feb. 2007	7227	27314	264443	277050	4.36 GB
Mar. 2007	8859	36578	290576	310061	4.93 GB
Apr. 2007	8368	35066	250644	268946	4.61 GB
May 2007	9023	38437	255081	272862	4.63 GB
Jun. 2007	8883	50224	224451	236341	3.93 GB
Jul. 2007	9120	62225	272296	282951	4.75 GB
Aug. 2007	8397	43233	252310	264542	4.69 GB
Sep. 2007	7402	27067	236520	249070	4.47 GB
Oct. 2007	7723	24830	213837	228276	4.29 GB
Nov. 2007	7506	23220	228610	244070	4.60 GB
Dec. 2007	6816	23251	234801	246704	4.52 GB
Total	96275	421103	2992375	3167732	54.39 GB

## January - June 2008 Database Visit Statistics



Month	Visitors (Unit : person)	Visit time (Unit : time)	Read Front Pages (Unit : page)	Click Times (Unit : time)	Used Memory (Unit : GB)
Jan. 2008	7458	24594	274524	237645	5.05 GB
Feb. 2008	8085	22725	222966	234226	4.24 GB
Mar. 2008	10227	30388	248440	252944	4.58 GB
Apr. 2008	9817	38302	264186	279206	4.54 GB
May 2008	10341	34384	256438	273428	4.71 GB
Jun. 2008	10392	22354	242422	255891	4.66 GB
Total	56320	173447	1508976	1593340	27.78 GB

## For Future Maintenance

- 
- ◆ Only through the long-term updating and build-up of the Database can we help share experiences, exchange views, enhance dialogue on competition policies and laws and hopefully increase transparency in regard to competition matters
  - ◆ We encourage all member economies to check each one's part from time to time on the website, and continue forwarding to us the above-mentioned 14 categories of information and documents regarding to the Database.



Thank you for your Attention.

Any further comments or suggestions

Please e-mail to: [apecsys@apeccp.org.tw](mailto:apecsys@apeccp.org.tw)